

Limit switch with loop power supply

RTA421



€ 122.-
11-35 pcs.



Complete product information:
www.e-direct.endress.com/rta421

- 2 relays for setpoint monitoring (with changeover contacts)
- LC display for alarm setpoints and bargraph
- Front end setup using 3 push buttons

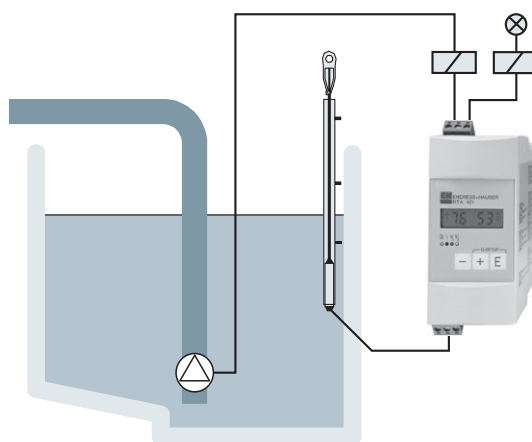
i Specs at a glance:

- **Limit function:**
2 relays
- **Input:**
Current, voltage
- **Transmitter power supply:**
Optional
- **Time delay:**
0 to 99 s

Application The RTA421 contactor is used to monitor and protect industrial processes. The unit has two independent relays which offers a number of cost-effective applications such as pump control in wastewater technology and level monitoring in containers. The quick setup feature allows for changes of limit values and the unit is particularly suited for use in plant and engineering applications as well as switching cabinets.

Function The instrument evaluates current signals (0/4 to 20 mA) and voltage signals (0/2 to 10 V) and switches upon going over or under the predefined limit values. Both limit values are shown on the display. The bargraph displays the connected signal in percentages. A 2-digit bar code is available as an option to prevent entry of limit value.

Application example



Technical data

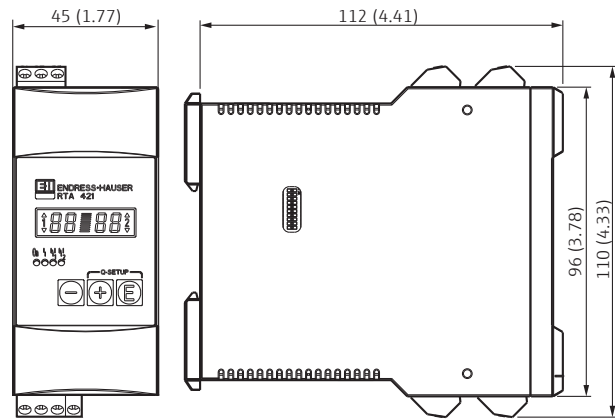
Input	
Input	Current: 0/4 to 20 mA, 20 to 0/4 mA, max. 150 mA, R _i : 5 Ω Voltage: 0/2 to 10 V, 10 to 0/2 V, max. 50 V, R _i : 1 MΩ; Integration time: 4/s
Accuracy	0.5 % FSD
Temperature drift	0.02 %/K ambient temperature
Output	
Output (option)	24 V ±20 %, 30 mA
Output (Relays)	2, binary, switches when alarm setpoint is reached, 1 potential free changeover contact per relay, Contact load ≤ 250 V AC, 8 A, 30 V DC, 5 A

Mechanical construction	
Housing (W×H×D)	45 × 110 × 112 mm (1.77" × 4.33" × 4.41")
Weight	Approx. 150 g (5.29 oz)
Materials Housing	Plastic PC/ABS, UL 940
Electrical connection	Keyed, plug on screw terminals, core sizes flexible to 1.5 mm ²

User interface	
LED	Operation, 1 × green (2 mm/0.08") Fault condition, 1 × red (2 mm/0.08") Alarm setpoint, 2 × yellow (2 mm/0.08")
LC display	Numeric display 4 × 7 segment (6 mm/0.24"); alarm setpoint condition 2 × channel number, 4 × 1 segment; bargraph 10 × 1 segment
Display range	2 × 0 to 99 %
Operation	3 pushbutton operation

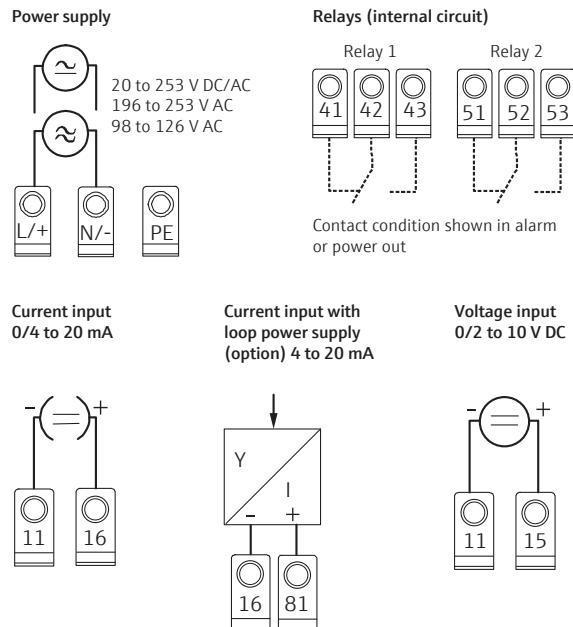
Power supply	
Supply voltage	196 to 250 V AC, 50/60 Hz 98 to 126 V AC, 50/60 Hz 20 to 250 V DC/AC, 50/60 Hz
Power consumption	Max. 9 VA

Dimensions in mm (inches)



Installation according to instruction manual

Electrical connection



Price table

Limit switch RTA421		Order no.	Price/pcs. in €		
Loop Power Supply without	Power Supply		1 to 3	4 to 10	11 to 35
	196 to 250V AC	RTA421-A11A	139.-	129.-	122.-
	98 to 126V AC	RTA421-A21A	139.-	129.-	122.-
with	20 to 250V DC/AC	RTA421-A31A	170.-	158.-	150.-
	196 to 250 VAC	RTA421-A12A	170.-	158.-	150.-
	98 to 126V AC	RTA421-A22A	170.-	158.-	150.-
	20 to 250V DC/AC	RTA421-A32A	202.-	188.-	177.-

Accessories	Order no.	Price/pcs. in €
Protective housing IP 66 for max. 2 RTA421 (182 × 180 × 165 mm)	52010132	74.96

Prices are applicable for Austria until 30/06/2020, in Euro per unit, net excluding value added tax (VAT), cost of packing and dispatch. Endress+Hauser retains the right to change or modify pricing at any time. The terms of sales and delivery of Endress+Hauser are applicable. Current prices and delivery times can be verified prior to ordering on www.e-direct.endress.com.

Complete product information:
www.e-direct.endress.com/rta421

More products to complete your measuring point ...



Electromagnetic flowmeter
 Proline Promag 10D



Data manager
 Ecograph T RSG35



Field indicator
 RIA16